

CONTUL DE EXECUTIE AL INSTITUTIILOR PUBLICE - CHELTUIELI

la data de 31.03.2019

Cod 21 Capitol 5002

Subcapitol

-lei-

DENUMIREA INDICATORILOR*)	Cod indicator	Credite de angajament		Credite bugetare		Angajamente bugetare	Angajamente legale	Plati efectuate	Angajamente legale de platit	Cheltuieli efective
		Initiale	Definitive	Initiale	Definitive					
A	B	1	2	3	4	5	6	7	8=6-7	9
TOTAL CHELTUIELI(SECTIUNEA DE FUNCTIONARE+SECTIUNEA DE DEZVOLTARE)			736,996,120	391,488,000	118,166,000	391,676,000	391,676,000	88,506,797	303,169,203	68,266,340
SECTIUNEA DE FUNCTIONARE (cod 01+79+85)	F			211,083,000	98,527,000	211,083,000	211,083,000	77,728,902	133,354,098	62,753,147
CHELTUIELI CURENTE (10+20+30+40+50+51SF+55SF+57+59)	01F			206,472,000	97,344,000	206,472,000	206,472,000	76,614,592	129,857,408	62,753,147
TITLUL I CHELTUIELI DE PERSONAL (cod 10.01 la 10.03)	10			57,684,000	19,922,000	57,684,000	57,684,000	15,812,756	41,871,244	16,395,667
Cheltuieli salariale in bani (cod 10.01.01+10.01.03 la 10.01.08 +10.01.10 la 10.01.16 +10.01.30)	1001			55,953,500	19,490,000	55,953,500	55,953,500	15,466,724	40,486,776	16,035,667
Salarii de baza	100101			50,764,500	17,996,000	50,764,500	50,764,500	14,349,298	36,415,202	14,588,904
Sporuri pentru conditii de munca	100105			952,500	363,500	952,500	952,500	262,897	689,603	267,955
Alte sporuri	100106			236,000	69,000	236,000	236,000	62,704	173,296	61,632
Indemnizatii platite unor persoane din afara unitatii	100112			360,000	95,000	360,000	360,000	94,620	265,380	91,770
Indemnizatii de delegare	100113			35,500	3,500	35,500	35,500	354	35,146	354
Indemnizatii de hrana	100117			3,254,000	883,000	3,254,000	3,254,000	627,573	2,626,427	948,149
Alte drepturi salariale in bani	100130			351,000	80,000	351,000	351,000	69,278	281,722	76,903
Cheltuieli salariale in natura (cod 10.02.01 la 10.02.06+10.02.30)	1002			375,000		375,000	375,000		375,000	
Norme de hrana	100202			375,000		375,000	375,000		375,000	
Contributii (cod 10.03.01 la 10.03.06)	1003			1,355,500	432,000	1,355,500	1,355,500	346,032	1,009,468	360,000
Contributii de asigurari sociale de stat	100301			15,000		15,000	15,000		15,000	
Contributii de asigurari de somaj	100302			500		500	500		500	
Contributii de asigurari sociale de sanatate	100303			5,000		5,000	5,000		5,000	

A	B	1	2	3	4	5	6	7	8=6-7	9
Contributii de asigurari pentru accidente de munca si boli profesionale	100304			200		200	200		200	
Contributii pentru concedii si indemnizatii	100306			800		800	800		800	
Contributia asiguratorie pentru munca	100307			1,334,000	432,000	1,334,000	1,334,000	346,032	987,968	360,000
TITLUL II BUNURI SI SERVICII (cod 20.01 la 20.06+20.09 la 20.16+20.18 la 20.25+20.27+20.30)	20			71,741,000	42,641,000	71,741,000	71,741,000	33,633,468	38,107,532	23,300,218
Bunuri si servicii (cod 20.01.01 la 20.01.09+20.01.30)	2001			40,800,840	21,652,420	40,800,840	40,800,840	18,567,612	22,233,228	18,747,731
Furnituri de birou	200101			795,830	177,950	795,830	795,830	95,992	699,838	119,284
Materiale pentru curatenie	200102			665,190	173,860	665,190	665,190	99,573	565,617	121,408
Incalzit, iluminat si forta motrica	200103			13,283,760	8,650,580	13,283,760	13,283,760	7,256,761	6,026,999	6,003,062
Apa, canal si salubritate	200104			19,667,220	10,162,730	19,667,220	19,667,220	9,694,674	9,972,546	10,960,385
Carburanti si lubrifianti	200105			256,000	72,000	256,000	256,000	50,052	205,948	52,104
Piese de schimb	200106			44,000	25,000	44,000	44,000	14,199	29,801	5,617
Transport	200107			726,540	243,610	726,540	726,540	222,036	504,504	159,196
Posta, telecomunicatii, radio, tv, internet	200108			985,490	226,810	985,490	985,490	168,051	817,439	191,237
Materiale si prestari de servicii cu caracter functional	200109			2,728,600	1,575,790	2,728,600	2,728,600	712,228	2,016,372	884,461
Alte bunuri si servicii pentru intretinere si functionare	200130			1,648,210	344,090	1,648,210	1,648,210	254,046	1,394,164	250,977
Reparatii curente	2002			24,385,440	19,137,430	24,385,440	24,385,440	14,106,764	10,278,676	3,187,047
Hrana (cod 20.03.01+20.03.02)	2003			1,385,000	813,000	1,385,000	1,385,000	397,529	987,471	395,213
Hrana pentru oameni	200301			1,385,000	813,000	1,385,000	1,385,000	397,529	987,471	395,213
Medicamente si materiale sanitare (cod 20.04.01 la 20.04.04)	2004			112,000	63,000	112,000	112,000	4,662	107,338	36,113
Medicamente	200401			46,900	22,500	46,900	46,900	1,066	45,834	12,348
Materiale sanitare	200402			58,700	37,500	58,700	58,700	3,596	55,104	23,123
Dezinfectanti	200404			6,400	3,000	6,400	6,400		6,400	642
Bunuri de natura obiectelor de inventar (cod 20.05.01+20.05.03+20.05.30)	2005			1,229,010	185,730	1,229,010	1,229,010	88,482	1,140,528	364,070
Uniforme si echipament	200501			71,000	26,500	71,000	71,000	15,055	55,945	
Alte obiecte de inventar	200530			1,158,010	159,230	1,158,010	1,158,010	73,427	1,084,583	364,070
Deplasari, detasari, transferari (cod 20.06.01+20.06.02)	2006			338,330	50,520	338,330	338,330	37,494	300,836	24,860
Deplasari interne, detasari, transferari	200601			323,330	45,520	323,330	323,330	37,494	285,836	24,860
Deplasari in strainatate	200602			15,000	5,000	15,000	15,000		15,000	
Materiale de laborator	2009			3,000		3,000	3,000		3,000	
Carti, publicatii si materiale documentare	2011			75,050	13,980	75,050	75,050	3,741	71,309	12,085

A	B	1	2	3	4	5	6	7	8=6-7	9
Pregatire profesionala	2013			251,040	33,220	251,040	251,040	11,120	239,920	2,950
Protectia muncii	2014			65,000	9,870	65,000	65,000	5,305	59,695	4,805
Cheltuieli judiciare si extrajudiciare derivate din actiuni in reprezentarea intereselor statului, potrivit dispozitiilor legale	2025			155,000	45,000	155,000	155,000	40,561	114,439	40,561
Alte cheltuieli (cod 20.30.01 la 20.30.04+20.30.06+20.30.07+20.30.09+20.30.30)	2030			2,941,290	636,830	2,941,290	2,941,290	370,198	2,571,092	484,783
Reclama si publicitate	203001			160,000	40,000	160,000	160,000	39,133	120,867	30,159
Protocol si reprezentare	203002			70,000	30,000	70,000	70,000	29,190	40,810	15,241
Prime de asigurare non-viata	203003			235,510	40,470	235,510	235,510	36,865	198,645	38,470
Chirii	203004			775,000	231,000	775,000	775,000	70,281	704,719	189,224
Alte cheltuieli cu bunuri si servicii	203030			1,700,780	295,360	1,700,780	1,700,780	194,729	1,506,051	211,689
TITLUL III DOBANZI (cod 30.01 la 30.03)	30			5,000,000	1,771,000	5,000,000	5,000,000	1,633,447	3,366,553	1,633,124
Dobanzi aferente datoriei publice interne (cod 30.01.01+30.01.02)	3001			5,000,000	1,771,000	5,000,000	5,000,000	1,633,447	3,366,553	1,633,124
Dobanzi aferente datoriei publice interne directe	300101			5,000,000	1,771,000	5,000,000	5,000,000	1,633,447	3,366,553	1,633,124
TITLUL IV SUBVENTII (cod 40.03+40.20+ 40.30)	40			9,000,000	6,315,000	9,000,000	9,000,000	3,881,248	5,118,752	3,524,763
Subventii pentru acoperirea diferentelor de pret si tarif	4003			9,000,000	6,315,000	9,000,000	9,000,000	3,881,248	5,118,752	3,524,763
TITLUL VI TRANSFERURI INTRE UNITATI ALE ADMINISTRATIEI PUBLICE (cod 51.01) (cod 51.01)	51F			27,058,000	9,379,000	27,058,000	27,058,000	7,878,612	19,179,388	7,878,612
Transferuri curente (cod 51.01.01+51.01.03+51.01.05+ 51.01.14+51.01.15+ 51.01.24 +51.01.26 +51.01.31+51.01.39+ 51.01.46+51.01.49+51.01.60+51.01.61+51.01.64)	5101			27,058,000	9,379,000	27,058,000	27,058,000	7,878,612	19,179,388	7,878,612
Transferuri catre institutii publice	510101			26,058,000	8,879,000	26,058,000	26,058,000	7,494,500	18,563,500	7,494,500
Actiuni de sanatate	510103			1,000,000	500,000	1,000,000	1,000,000	384,112	615,888	384,112
TITLUL VII ALTE TRANSFERURI (cod 55.01+ 55.02)	55F			4,865,000	1,950,000	4,865,000	4,865,000	1,936,363	2,928,637	2,788,082
Transferuri interne (55.01.18+55.01.63+55.01.65)	5501F			4,865,000	1,950,000	4,865,000	4,865,000	1,936,363	2,928,637	2,788,082
Finantarea invatamantului particular sau confesional acreditat	550163			1,765,000	550,000	1,765,000	1,765,000	540,766	1,224,234	540,766
Sume reprezentand contributia unitatilor administrativ-teritoriale la Fondul IID	550165			3,100,000	1,400,000	3,100,000	3,100,000	1,395,597	1,704,403	2,247,316
TITLUL IX ASISTENTA SOCIALA (cod 57.02)	57			18,362,000	8,585,000	18,362,000	18,362,000	5,946,801	12,415,199	5,125,134
Ajutoare sociale (cod 57.02.01 la 57.02.05)	5702			18,362,000	8,585,000	18,362,000	18,362,000	5,946,801	12,415,199	5,125,134
Ajutoare sociale in numerar	570201			18,294,000	8,567,000	18,294,000	18,294,000	5,935,341	12,358,659	5,113,625
Ajutoare sociale in natura	570202			6,000	3,000	6,000	6,000	1,010	4,990	1,059

A	B	1	2	3	4	5	6	7	8=6-7	9
Tichete de cresa	570203			62,000	15,000	62,000	62,000	10,450	51,550	10,450
TITLUL XI ALTE CHELTUIEL (cod 59.01+59.02+59.08+59.11+59.12+59.15+59.17+59.20+59.22+ 59.25+59.30+59.35)	59			12,762,000	6,781,000	12,762,000	12,762,000	5,891,897	6,870,103	2,107,547
Burse	5901			1,241,370	437,800	1,241,370	1,241,370	428,610	812,760	227,480
Programe pentru tineret	5908									
Asociatii si fundatii	5911			7,896,000	4,415,000	7,896,000	7,896,000	4,150,402	3,745,598	1,495,902
Sustinerea cultelor	5912			1,860,000	960,000	1,860,000	1,860,000	484,363	1,375,637	
Actiuni cu caracter stiintific si social-cultural	5922			758,630	662,200	758,630	758,630	617,019	141,611	166,328
Sume aferente persoanelor cu handicap neincadrate	5940			1,006,000	306,000	1,006,000	1,006,000	211,503	794,497	217,837
OPERATIUNI FINANCIARE (cod 80+81)	79F			4,611,000	1,183,000	4,611,000	4,611,000	1,182,413	3,428,587	
TITLUL XVII RAMBURSARI DE CREDITE (cod 81.01+81.02)	81F			4,611,000	1,183,000	4,611,000	4,611,000	1,182,413	3,428,587	
Rambursari de credite interne (cod 81.02.01+81.02.02+ 81.02.05)	8102			4,611,000	1,183,000	4,611,000	4,611,000	1,182,413	3,428,587	
Rambursari de credite aferente datoriei publice interne locale	810205			4,611,000	1,183,000	4,611,000	4,611,000	1,182,413	3,428,587	
TITLUL XIX PLATI EFECTUATE IN ANII PRECEDENTI SI RECUPERATE IN ANUL CURENT(85.01)	85F							-68,103	68,103	
Plati efectuate in anii precedenti si recuperate in anul curent (cod 85.01.01)	8501F							-68,103	68,103	
Plati efectuate in anii precedenti si recuperate in anul curent în sectiunea de functionare a bugetului local	850101							-68,103	68,103	
SECTIUNEA DE DEZVOLTARE (cod 51+55+56+58+70+81+85)	D		736,996,120	180,405,000	19,639,000	180,593,000	180,593,000	10,777,895	169,815,105	5,513,193
TITLUL VI TRANSFERURI INTRE UNITATI ALE ADMINISTRATIEI PUBLICE (cod 51.02)	51D			1,476,000	150,000	1,476,000	1,476,000	117,035	1,358,965	117,035
Transferuri de capital (cod 51.02.12+51.02.28+51.02.29)	5102			1,476,000	150,000	1,476,000	1,476,000	117,035	1,358,965	117,035
Transferuri pentru finantarea investitiilor la spitale	510212			284,000		284,000	284,000		284,000	
Alte transferuri de capital catre institutii publice	510229			1,192,000	150,000	1,192,000	1,192,000	117,035	1,074,965	117,035
TITLUL VII ALTE TRANSFERURI (cod 55.01)	55D			760,000	414,000	760,000	760,000	309,381	450,619	176,915
A. Transferuri interne (cod 55.01.03+55.01.07 la 55.01.10 +55.01.12 + 55.01.13 +55.01.15+55.01.28+55.01.42+55.01.56)	5501D			760,000	414,000	760,000	760,000	309,381	450,619	176,915
Transferuri din bugetul local catre asociatiile de dezvoltare intercomunitara	550142			760,000	414,000	760,000	760,000	309,381	450,619	176,915
Titlul VIII PROIECTE CU FINANTARE DIN FONDURI	56									73,786

A	B	1	2	3	4	5	6	7	8=6-7	9
EXTERNE NERAMBURSABILE (FEN) POSTADERARE (cod 56.01 la 56.05+cod 56.07+56.08+56.11+56.15 la 56.18 +56.25+56.27+56.28+56.40)										
Programe din Fondul European de Dezvoltare Regionala (FEDR) (cod 56.01.01 la 56.01.03)	5601									59,375
Finantarea nationala*)	560101									7,166
Cheltuieli neeligibile*)	560103									52,209
Mecanismul financiar SEE (cod 56.17.01 la 56.17.03)	5617									14,411
Finantarea nationala*)	561701									10,579
Finantarea externa nerambursabila*)	561702									3,832
TITLUL X Proiecte cu finantare din fonduri externe nerambursabile aferente cadrului financiar 2014-2020 (cod 58.01 la 58.05+58.11+58.12+58.15+58.16+58.30)	58		250,393,220	153,291,000	10,260,000	153,291,000	153,291,000	2,770,509	150,520,491	1,982,891
Programe din Fondul European de Dezvoltare Regionala (FEDR) (cod 58.01.01 la 58.01.03)	5801		208,155,220	115,746,000	3,001,680	115,746,000	115,746,000	573,165	115,172,835	34,468
Finantarea nationala	580101		147,897,280	16,001,150	409,300	16,001,150	16,001,150	59,419	15,941,731	5,172
Finantarea externa nerambursabila	580102		54,006,200	85,046,850	2,268,380	85,046,850	85,046,850	489,762	84,557,088	29,296
Cheltuieli neeligibile	580103		6,251,740	14,698,000	324,000	14,698,000	14,698,000	23,984	14,674,016	
Programe din Fondul Social European (FSE) (cod 58.02.01 la 58.02.03)	5802		41,764,000	37,071,000	7,214,320	37,071,000	37,071,000	2,175,243	34,895,757	1,920,471
Finantarea nationala	580201		6,695,000	5,561,470	1,082,160	5,561,470	5,561,470	326,293	5,235,177	288,110
Finantarea externa nerambursabila	580202		35,069,000	31,509,530	6,132,160	31,509,530	31,509,530	1,848,950	29,660,580	1,632,361
Programe Instrumentul European de Vecinatate (ENI) (cod 58.12.01 la 58.12.03)	5812		300,000	300,000		300,000	300,000		300,000	
Finantarea nationala	581201		300,000	45,000		45,000	45,000		45,000	
Finantarea externa nerambursabila	581202			255,000		255,000	255,000		255,000	
Alte programe comunitare finantate in perioada 2014-2020 (cod 58.15.01 la 58.15.03)	5815		174,000	174,000	44,000	174,000	174,000	22,101	151,899	27,952
Finantarea nationala	581501		25,000	25,000	7,000	25,000	25,000	3,018	21,982	6,036
Finantarea externa nerambursabila	581502		149,000	149,000	37,000	149,000	149,000	19,083	129,917	21,916
CHELTUIELI DE CAPITAL ((cod 71+72+75)	70		486,602,900	16,069,000	6,612,000	16,257,000	16,257,000	5,381,020	10,875,980	3,162,566
TITLUL XIII ACTIVE NEFINANCIARE (cod 71.01 + 71.03)	71		476,518,900	15,969,000	6,612,000	16,157,000	16,157,000	5,381,020	10,775,980	3,162,566
Active fixe (cod 71.01.01 la 71.01.03+71.01.30)	7101		256,114,900	8,460,000	4,794,460	8,648,000	8,648,000	4,587,407	4,060,593	3,160,300
Constructii	710101		38,138,000	3,583,500	2,775,000	3,771,500	3,771,500	2,765,127	1,006,373	2,539,653

A	B	1	2	3	4	5	6	7	8=6-7	9
Masini, echipamente si mijloace de transport	710102		820,000	145,370	134,970	145,370	145,370	134,587	10,783	68,712
Mobilier, aparatura birotica si alte active corporale	710103		16,271,000	46,030	13,030	46,030	46,030	13,005	33,025	143,642
Alte active fixe	710130		200,885,900	4,685,100	1,871,460	4,685,100	4,685,100	1,674,688	3,010,412	408,293
Reparatii capitale aferente activelor fixe	7103		220,404,000	7,509,000	1,817,540	7,509,000	7,509,000	793,613	6,715,387	2,266
TITLUL XIV ACTIVE FINANCIARE (cod 72.01))	72		10,084,000	100,000		100,000	100,000		100,000	
Active financiare (cod 72.01.01)	7201		10,084,000	100,000		100,000	100,000		100,000	
Participare la capitalul social al societatiilor comerciale	720101		10,084,000	100,000		100,000	100,000		100,000	
OPERATIUNI FINANCIARE (cod 81)	79			8,809,000	2,203,000	8,809,000	8,809,000	2,202,216	6,606,784	
TITLUL XVII RAMBURSARI DE CREDITE (cod 81.04)	81			8,809,000	2,203,000	8,809,000	8,809,000	2,202,216	6,606,784	
Rambursarea imprumuturilor contractate pentru finantarea proiectelor cu finantare UE	8104			8,809,000	2,203,000	8,809,000	8,809,000	2,202,216	6,606,784	
TITLUL XIX PLATI EFECTUATE IN ANII PRECEDENTI SI RECUPERATE IN ANUL CURENT (85.01)	85							-2,266	2,266	
Plati efectuate in anii precedenti si recuperate in anul curent (cod 85.01.02+85.01.05)	8501							-2,266	2,266	
Plati efectuate in anii precedenti si recuperate in anul curent in sectiunea de dezvoltare a bugetului local	850102							-1,500	1,500	
Plati efectuate in anii precedenti si recuperate in anul curent aferente fondurilor externe nerambursabile	850105							-766	766	
TITLUL VI TRANSFERURI INTRE UNITATI ALE ADMINISTRATIEI PUBLICE (cod 51.01+51.02)	51			28,534,000	9,529,000	28,534,000	28,534,000	7,995,647	20,538,353	7,995,647
TITLUL VII ALTE TRANSFERURI (cod 55.01+55.02)	55			5,625,000	2,364,000	5,625,000	5,625,000	2,245,744	3,379,256	2,964,997
TITLUL XVI RAMBURSARI DE CREDETE	81			13,420,000	3,386,000	13,420,000	13,420,000	3,384,629	10,035,371	
	84							-70,369	70,369	
OPERATIUNI FINANCIARE (cod 81)	79			13,420,000	3,386,000	13,420,000	13,420,000	3,384,629	10,035,371	
A. CHELTUIELILE CURENTE (10+20+30+40+50+51+55+56+58+57+59)	01		250,393,220	361,999,000	108,168,000	361,999,000	361,999,000	79,811,517	282,187,483	65,103,774
TITLUL XIX PLATI EFECTUATE IN ANII PRECEDENTI SI RECUPERATE IN ANUL CURENT (85.01)	85							-70,369	70,369	

*) Se inscriu denumirea si simbolul capitolelor din bugetul aprobat detaliate (titluri, articole, alineate, pe structura clasificatiei economice (bugetele locale, bugetul creditelor externe, bugetul creditelor interne, bugetul fondurilor externe nerambursabile - sursa D, institutii financiare integral sau partial din venituri proprii/activitati finantate integral din veniturii proprii)
NOTA: Sumele inscrise in col. 6 "Plati efectuate" cu semnul minus la Titlul 85, art. 85.01 "Plati efectuate din precedenti si recuperate in anul curent", se inscriu si pe col. 4 "Angajamente bugetare" si col. 5 "Angajamente legale" la acelasi cod tot cu semnul minus, astfel incat in col. 7 "Angajamente legale de platit" sa nu fie raportate sume.

Conducatorul institutiei

CATALIN CHERECHES



Conducatorul compartimentului

financiar-contabil

CARMEN POP

A handwritten signature in black ink, appearing to read "Carmen Pop", written over a faint grid background.

5402 Alte servicii publice generale

Anexa 7

CONTUL DE EXECUTIE AL INSTITUTIILOR PUBLICE - CHELTUIELI

la data de 31.03.2019

Cod 21 Capitol 5402

Subcapitol

-lei-

DENUMIREA INDICATORILOR*)	Cod indicator	Credite de angajament		Credite bugetare		Angajamente bugetare	Angajamente legale	Plati efectuate	Angajamente legale de platit	Cheltuieli efective
		Initiale	Definitive	Initiale	Definitive					
A	B	1	2	3	4	5	6	7	8=6-7	9
TOTAL CHELTUIELI(SECTIUNEA DE FUNCTIONARE+SECTIUNEA DE DEZVOLTARE)				1,900,000	703,000	1,900,000	1,900,000	483,669	1,416,331	465,177
SECTIUNEA DE FUNCTIONARE (cod 01+79+85)	F			1,900,000	703,000	1,900,000	1,900,000	483,669	1,416,331	464,917
CHELTUIELI CURENTE (10+20+30+40+50+51SF+55SF+57+59)	01F			1,900,000	703,000	1,900,000	1,900,000	483,669	1,416,331	464,917
TITLUL I CHELTUIELI DE PERSONAL (cod 10.01 la 10.03)	10			1,800,000	670,000	1,800,000	1,800,000	457,727	1,342,273	442,862
Cheltuieli salariale in bani (cod 10.01.01+10.01.03 la 10.01.08 +10.01.10 la 10.01.16 +10.01.30)	1001			1,762,000	650,000	1,762,000	1,762,000	447,853	1,314,147	433,117
Salarii de baza	100101			1,641,000	600,000	1,641,000	1,641,000	426,654	1,214,346	403,838
Alte sporuri	100106			20,000	10,000	20,000	20,000	5,049	14,951	5,001
Indemnizatii de delegare	100113			1,000	1,000	1,000	1,000		1,000	
Indemnizatii de hrana	100117			80,000	30,000	80,000	80,000	14,014	65,986	20,869
Alte drepturi salariale in bani	100130			20,000	9,000	20,000	20,000	2,136	17,864	3,409
Contributii (cod 10.03.01 la 10.03.06)	1003			38,000	20,000	38,000	38,000	9,874	28,126	9,745
Contributia asiguratorie pentru munca	100307			38,000	20,000	38,000	38,000	9,874	28,126	9,745
TITLUL II BUNURI SI SERVICII (cod 20.01 la 20.06+20.09 la 20.16+20.18 la 20.25+20.27+20.30)	20			100,000	33,000	100,000	100,000	25,942	74,058	22,055
Bunuri si servicii (cod 20.01.01 la 20.01.09+20.01.30)	2001			85,000	31,000	85,000	85,000	25,762	59,238	22,055
Furnituri de birou	200101			11,000	5,000	11,000	11,000	4,243	6,757	1,605
Materiale pentru curatenie	200102			4,000	1,000	4,000	4,000	818	3,182	
Incalzit, iluminat si forta motrica	200103			42,000	20,000	42,000	42,000	18,288	23,712	17,941
Apa, canal si salubritate	200104			7,000	3,000	7,000	7,000	1,277	5,723	1,492

A	B	1	2	3	4	5	6	7	8=6-7	9
Alte bunuri si servicii pentru intretinere si functionare	200130			21,000	2,000	21,000	21,000	1,136	19,864	1,017
Bunuri de natura obiectelor de inventar (cod 20.05.01+20.05.03+20.05.30)	2005			8,000	2,000	8,000	8,000	180	7,820	
Alte obiecte de inventar	200530			8,000	2,000	8,000	8,000	180	7,820	
Alte cheltuieli (cod 20.30.01 la 20.30.04+20.30.06+20.30.07+20.30.09+20.30.30)	2030			7,000		7,000	7,000		7,000	
Alte cheltuieli cu bunuri si servicii	203030			7,000		7,000	7,000		7,000	
SECTIUNEA DE DEZVOLTARE (cod 51+55+56+58+70+81+85)	D									260
CHELTUIELI DE CAPITAL ((cod 71+72+75)	70									260
TITLUL XIII ACTIVE NEFINANCIARE (cod 71.01 + 71.03)	71									260
Active fixe (cod 71.01.01 la 71.01.03+71.01.30)	7101									260
Masini, echipamente si mijloace de transport	710102									260
A. CHELTUIELILE CURENTE (10+20+30+40+50+51+55+56+58+57+59)	01			1,900,000	703,000	1,900,000	1,900,000	483,669	1,416,331	464,917

*) Se inscriu denumirea si simbolul capitolelor din bugetul aprobat detaliate pe titluri , articole, alineate, pe structura clasificatiei economice (bugetele locale, bugetul creditelor externe, bugetul creditelor interne, bugetul fondurilor externe nerambursabile - sursa D, institutii finantate integral sau partial din venituri proprii/activitati finantate integral din veniturii proprii)

NOTA: Sumele inscise in col. 6 "Plati efectuate" cu semnul minus la Titlul 85, art. 85.01 "Plati efectuate din precedenti si recuperate in anul curent", se inscriu si pe col. 4 "Angajamente bugetare" si col. 5 "Angajamente legale" la acelasi cod tot cu semnul minus , astfel incat in col. 7 "Angajamente legale de platit" sa nu fie raportate sume.

Conducatorul institutiei

CATALIN QHERECHES



Conducatorul compartimentului

financiar-contabil

CARMEN POP

CONTUL DE EXECUTIE AL INSTITUTIILOR PUBLICE - CHELTUIELI

la data de 31.03.2019

Cod 21 Capitol 5502

Subcapitol

-lei-

DENUMIREA INDICATORILOR*)	Cod indicator	Credite de angajament		Credite bugetare		Angajamente bugetare	Angajamente legale	Plati efectuate	Angajamente legale de platit	Cheltuieli efective
		Initiale	Definitive	Initiale	Definitive					
A	B	1	2	3	4	5	6	7	8=6-7	9
TOTAL CHELTUIELI(SECTIUNEA DE FUNCTIONARE+SECTIUNEA DE DEZVOLTARE)				5,000,000	1,771,000	5,000,000	5,000,000	1,633,447	3,366,553	1,633,124
SECTIUNEA DE FUNCTIONARE (cod 01+79+85)	F			5,000,000	1,771,000	5,000,000	5,000,000	1,633,447	3,366,553	1,633,124
CHELTUIELI CURENTE (10+20+30+40+50+51SF+55SF+57+59)	01F			5,000,000	1,771,000	5,000,000	5,000,000	1,633,447	3,366,553	1,633,124
TITLUL III DOBANZI (cod 30.01 la 30.03)	30			5,000,000	1,771,000	5,000,000	5,000,000	1,633,447	3,366,553	1,633,124
Dobanzi aferente datoriei publice interne (cod 30.01.01+30.01.02)	3001			5,000,000	1,771,000	5,000,000	5,000,000	1,633,447	3,366,553	1,633,124
Dobanzi aferente datoriei publice interne directe	300101			5,000,000	1,771,000	5,000,000	5,000,000	1,633,447	3,366,553	1,633,124
A. CHELTUIELILE CURENTE (10+20+30+40+50+51+55+56+58+57+59)	01			5,000,000	1,771,000	5,000,000	5,000,000	1,633,447	3,366,553	1,633,124


*) Se inscriu denumirea si simbolul capitolelor din bugetul aprobat detaliate pe titluri , articole, alineate, pe structura clasificatiei economice

(bugetele locale, bugetul creditelor externe, bugetul creditelor interne, bugetul fondurilor externe nerambursabile - sursa D, institutii finantate integral sau partial din venituri proprii/activitati finantate integral din veniturii proprii)

NOTA: Sumele inscrise in col. 6 "Plati efectuate" cu semnul minus la Titlul 85, art. 85.01 "Plati efectuate din precedenti si recuperate in anul curent", se inscriu si pe col. 4"Angajamente bugetare" si col. 5 "Angajamente legale" la acelasi cod tot cu semnul minus , astfel incat in col. 7 "Angajamente legale de platit" sa nu fie raportate sume.

Conducatorul institutiei

CATALIN CHEREȘCHEA

Conducatorul compartimentului
financiar-contabil
CARMEN POP

CONTUL DE EXECUTIE AL INSTITUTIILOR PUBLICE - CHELTUIELI

la data de 31.03.2019

Cod 21 Capitol 6102

Subcapitol

-lei-

DENUMIREA INDICATORILOR*)	Cod indicator	Credite de angajament		Credite bugetare		Angajamente bugetare	Angajamente legale	Plati efectuate	Angajamente legale de platit	Cheltuieli efective
		Initiale	Definitive	Initiale	Definitive					
A	B	1	2	3	4	5	6	7	8=6-7	9
TOTAL CHELTUIELI(SECTIUNEA DE FUNCTIONARE+SECTIUNEA DE DEZVOLTARE)			6,756,000	8,844,000	2,859,000	8,844,000	8,844,000	2,006,514	6,837,486	2,071,223
SECTIUNEA DE FUNCTIONARE (cod 01+79+85)	F			8,842,000	2,859,000	8,842,000	8,842,000	2,006,514	6,835,486	2,057,455
CHELTUIELI CURENTE (10+20+30+40+50+51SF+55SF+57+59)	01F			8,842,000	2,859,000	8,842,000	8,842,000	2,019,491	6,822,509	2,057,455
TITLUL I CHELTUIELI DE PERSONAL (cod 10.01 la 10.03)	10			8,000,000	2,654,000	8,000,000	8,000,000	1,890,883	6,109,117	1,916,313
Cheltuieli salariale in bani (cod 10.01.01+10.01.03 la 10.01.08 +10.01.10 la 10.01.16 +10.01.30)	1001			7,448,000	2,612,000	7,448,000	7,448,000	1,849,365	5,598,635	1,874,144
Salarii de baza	100101			7,111,000	2,560,000	7,111,000	7,111,000	1,799,089	5,311,911	1,809,910
Alte sporuri	100106			181,000	41,000	181,000	181,000	40,033	140,967	40,515
Indemnizatii de delegare	100113			15,000		15,000	15,000		15,000	
Alte drepturi salariale in bani	100130			141,000	11,000	141,000	141,000	10,243	130,757	23,719
Cheltuieli salariale in natura (cod 10.02.01 la 10.02.06+10.02.30)	1002			375,000		375,000	375,000		375,000	
Norme de hrana	100202			375,000		375,000	375,000		375,000	
Contributii (cod 10.03.01 la 10.03.06)	1003			177,000	42,000	177,000	177,000	41,518	135,482	42,169
Contributia asiguratorie pentru munca	100307			177,000	42,000	177,000	177,000	41,518	135,482	42,169
TITLUL II BUNURI SI SERVICII (cod 20.01 la 20.06+20.09 la 20.16+20.18 la 20.25+20.27+20.30)	20			842,000	205,000	842,000	842,000	128,608	713,392	141,142
Bunuri si servicii (cod 20.01.01 la 20.01.09+20.01.30)	2001			463,000	128,000	463,000	463,000	86,424	376,576	111,073
Furnituri de birou	200101			34,000	8,000	34,000	34,000	7,020	26,980	7,020
Materiale pentru curatenie	200102			8,000	2,000	8,000	8,000	1,513	6,487	1,513

A	B	1	2	3	4	5	6	7	8=6-7	9
Incalzit, iluminat si forta motrica	200103			55,000	25,000	55,000	55,000	14,865	40,135	22,399
Apa, canal si salubritate	200104			8,000	4,000	8,000	8,000	2,991	5,009	3,326
Carburanti si lubrifianti	200105			165,000	35,000	165,000	165,000	25,372	139,628	26,766
Posta, telecomunicatii, radio, tv, internet	200108			91,000	27,000	91,000	91,000	22,690	68,310	27,030
Materiale si prestari de servicii cu caracter functional	200109			4,000	2,000	4,000	4,000	953	3,047	1,271
Alte bunuri si servicii pentru intretinere si functionare	200130			98,000	25,000	98,000	98,000	11,020	86,980	21,748
Reparatii curente	2002			3,000		3,000	3,000		3,000	
Medicamente si materiale sanitare (cod 20.04.01 la 20.04.04)	2004			12,000	3,000	12,000	12,000	591	11,409	2,491
Medicamente	200401			4,000	1,000	4,000	4,000		4,000	550
Materiale sanitare	200402			8,000	2,000	8,000	8,000	591	7,409	1,941
Bunuri de natura obiectelor de inventar (cod 20.05.01+20.05.03+20.05.30)	2005			70,000	27,000	70,000	70,000	14,263	55,737	
Uniforme si echipament	200501			60,000	25,000	60,000	60,000	13,928	46,072	
Alte obiecte de inventar	200530			10,000	2,000	10,000	10,000	335	9,665	
Deplasari, detasari, transferari (cod 20.06.01+20.06.02)	2006			97,000	7,000	97,000	97,000	6,720	90,280	
Deplasari interne, detasari, transferari	200601			97,000	7,000	97,000	97,000	6,720	90,280	
Pregatire profesionala	2013			30,000		30,000	30,000		30,000	
Protectia muncii	2014			7,000	1,000	7,000	7,000	375	6,625	375
Cheltuieli judiciare si extrajudiciare derivate din actiuni in reprezentarea intereselor statului, potrivit dispozitiilor legale	2025			5,000	1,000	5,000	5,000	300	4,700	300
Alte cheltuieli (cod 20.30.01 la 20.30.04+20.30.06+20.30.07+20.30.09+20.30.30)	2030			155,000	38,000	155,000	155,000	19,935	135,065	26,903
Prime de asigurare non-viata	203003			35,000	8,000	35,000	35,000	5,320	29,680	5,320
Chirii	203004			70,000	20,000	70,000	70,000	11,140	58,860	16,458
Alte cheltuieli cu bunuri si servicii	203030			50,000	10,000	50,000	50,000	3,475	46,525	5,125
TITLUL XIX PLATI EFECTUATE IN ANII PRECEDENTI SI RECUPERATE IN ANUL CURENT(85.01)	85F							-12,977	12,977	
Plati efectuate in anii precedenti si recuperate in anul curent (cod 85.01.01)	8501F							-12,977	12,977	
Plati efectuate in anii precedenti si recuperate in anul curent in sectiunea de functionare a bugetului local	850101							-12,977	12,977	
SECTIUNEA DE DEZVOLTARE (cod 51+55+56+58+70+81+85)	D		6,756,000	2,000		2,000	2,000		2,000	13,768

A	B	1	2	3	4	5	6	7	8=6-7	9
CHELTUIELI DE CAPITAL ((cod 71+72+75)	70		6,756,000	2,000		2,000	2,000		2,000	13,768
TITLUL XIII ACTIVE NEFINANCIARE (cod 71.01 + 71.03)	71		6,756,000	2,000		2,000	2,000		2,000	13,768
Active fixe (cod 71.01.01 la 71.01.03+71.01.30)	7101		6,756,000	2,000		2,000	2,000		2,000	13,768
Constructii	710101									5,840
Masini, echipamente si mijloace de transport	710102									3,988
Mobilier, aparatura birotica si alte active corporale	710103		225,000	1,000		1,000	1,000		1,000	3,940
Alte active fixe	710130		6,531,000	1,000		1,000	1,000		1,000	
	84							-12,977	12,977	
A. CHELTUIELILE CURENTE (10+20+30+40+50+51+55+56+58+57+59)	01			8,842,000	2,859,000	8,842,000	8,842,000	2,019,491	6,822,509	2,057,455
TITLUL XIX PLATI EFECTUATE IN ANII PRECEDENTI SI RECUPERATE IN ANUL CURENT (85.01)	85							-12,977	12,977	

*) Se inscriu denumirea si simbolul capitolelor din bugetul aprobat detaliate pe titluri , articole, alineate, pe structura clasificatiei economice (bugetele locale, bugetul creditelor externe, bugetul creditelor interne, bugetul fondurilor externe nerambursabile - sursa D, institutii finantate integral sau partial din venituri proprii/activitati finantate integral din veniturii proprii)

NOTA: Sumele inscrise in col. 6 "Plati efectuate" cu semnul minus la Titlul 85, art. 85.01 "Plati efectuate din precedenti si recuperate in anul curent", se inscriu si pe col. 4 "Angajamente bugetare" si col. 5 "Angajamente legale" la acelasi cod tot cu semnul minus , astfel incat in col. 7 "Angajamente legale de platit" sa nu fie raportate sume.

Conducatorul institutiei

CATALIN CHERECHES



Conducatorul compartimentului

financiar-contabil

CARMEN POP

CONTUL DE EXECUTIE AL INSTITUTIILOR PUBLICE - CHELTUIELI

la data de 31.03.2019

Cod 21 Capitol 6502

Subcapitol

-lei-

DENUMIREA INDICATORILOR*)	Cod indicator	Credite de angajament		Credite bugetare		Angajamente bugetare	Angajamente legale	Plati efectuate	Angajamente legale de platit	Cheltuieli efective
		Initiale	Definitive	Initiale	Definitive					
A	B	1	2	3	4	5	6	7	8=6-7	9
TOTAL CHELTUIELI(SECTIUNEA DE FUNCTIONARE+SECTIUNEA DE DEZVOLTARE)			143,081,220	39,537,000	10,830,000	39,537,000	39,537,000	7,788,059	31,748,941	7,086,052
SECTIUNEA DE FUNCTIONARE (cod 01+79+85)	F			18,064,000	6,465,000	18,064,000	18,064,000	6,001,127	12,062,873	6,128,623
CHELTUIELI CURENTE (10+20+30+40+50+51SF+55SF+57+59)	01F			18,064,000	6,465,000	18,064,000	18,064,000	6,001,631	12,062,369	6,128,623
TITLUL II BUNURI SI SERVICII (cod 20.01 la 20.06+20.09 la 20.16+20.18 la 20.25+20.27+20.30)	20			12,155,000	4,000,000	12,155,000	12,155,000	3,697,115	8,457,885	4,522,491
Bunuri si servicii (cod 20.01.01 la 20.01.09+20.01.30)	2001			9,885,840	3,788,420	9,885,840	9,885,840	3,510,229	6,375,611	4,003,842
Furnituri de birou	200101			271,830	22,950	271,830	271,830	10,644	261,186	29,863
Materiale pentru curatenie	200102			445,190	66,860	445,190	445,190	57,986	387,204	84,860
Incalzit, iluminat si forta motrica	200103			5,645,760	2,764,580	5,645,760	5,645,760	2,587,825	3,057,935	2,981,966
Apa, canal si salubritate	200104			1,174,220	361,730	1,174,220	1,174,220	330,499	843,721	360,807
Carburanti si lubrifianti	200105									246
Piese de schimb	200106			5,000		5,000	5,000		5,000	354
Transport	200107			726,540	243,610	726,540	726,540	222,036	504,504	159,196
Posta, telecomunicatii, radio, tv, internet	200108			261,490	69,810	261,490	261,490	64,241	197,249	68,603
Materiale si prestari de servicii cu caracter functional	200109			392,600	94,790	392,600	392,600	93,358	299,242	157,982
Alte bunuri si servicii pentru intretinere si functionare	200130			963,210	164,090	963,210	963,210	143,640	819,570	159,965
Reparatii curente	2002			524,440	83,430	524,440	524,440	83,109	441,331	21,177
Hrana (cod 20.03.01+20.03.02)	2003									35,246
Hrana pentru oameni	200301									35,246
Medicamente si materiale sanitare (cod 20.04.01 la 20.04.04)	2004			10,000	1,000	10,000	10,000		10,000	

A	B	1	2	3	4	5	6	7	8=6-7	9
Medicamente	200401			5,900	500	5,900	5,900		5,900	
Materiale sanitare	200402			3,700	500	3,700	3,700		3,700	
Dezinfectanti	200404			400		400	400		400	
Bunuri de natura obiectelor de inventar (cod 20.05.01+20.05.03+20.05.30)	2005			866,010	30,730	866,010	866,010	29,816	836,194	364,070
Uniforme si echipament	200501			11,000	1,500	11,000	11,000	1,127	9,873	
Alte obiecte de inventar	200530			855,010	29,230	855,010	855,010	28,689	826,321	364,070
Deplasari, detasari, transferari (cod 20.06.01+20.06.02)	2006			62,330	4,520	62,330	62,330	1,954	60,376	2,185
Deplasari interne, detasari, transferari	200601			62,330	4,520	62,330	62,330	1,954	60,376	2,185
Materiale de laborator	2009			3,000		3,000	3,000		3,000	
Carti, publicatii si materiale documentare	2011			50,050	1,980	50,050	50,050	1,893	48,157	3,215
Pregatire profesionala	2013			131,040	5,220	131,040	131,040	3,820	127,220	2,950
Protectia muncii	2014			48,000	6,870	48,000	48,000	3,015	44,985	2,515
Alte cheltuieli (cod 20.30.01 la 20.30.04+20.30.06+20.30.07+20.30.09+20.30.30)	2030			574,290	77,830	574,290	574,290	63,279	511,011	87,291
Prime de asigurare non-viata	203003			160,510	23,470	160,510	160,510	23,301	137,209	24,906
Chirii	203004			55,000	11,000	55,000	55,000	11,000	44,000	33,000
Alte cheltuieli cu bunuri si servicii	203030			358,780	43,360	358,780	358,780	28,978	329,802	29,385
TITLUL VII ALTE TRANSFERURI (cod 55.01+ 55.02)	55F			1,765,000	550,000	1,765,000	1,765,000	540,766	1,224,234	540,766
Transferuri interne (55.01.18+55.01.63+55.01.65)	5501F			1,765,000	550,000	1,765,000	1,765,000	540,766	1,224,234	540,766
Finantarea invatamantului particular sau confesional acreditat	550163			1,765,000	550,000	1,765,000	1,765,000	540,766	1,224,234	540,766
TITLUL IX ASISTENTA SOCIALA (cod 57.02)	57			2,144,000	815,000	2,144,000	2,144,000	718,121	1,425,879	671,558
Ajutoare sociale (cod 57.02.01 la 57.02.05)	5702			2,144,000	815,000	2,144,000	2,144,000	718,121	1,425,879	671,558
Ajutoare sociale in numerar	570201			2,082,000	800,000	2,082,000	2,082,000	707,671	1,374,329	661,108
Tichete de cresa	570203			62,000	15,000	62,000	62,000	10,450	51,550	10,450
TITLUL XI ALTE CHELTUIELI (cod 59.01+59.02+59.08+59.11+59.12+59.15+59.17+59.20+59.22+ 59.25+59.30+59.35)	59			2,000,000	1,100,000	2,000,000	2,000,000	1,045,629	954,371	393,808
Burse	5901			1,241,370	437,800	1,241,370	1,241,370	428,610	812,760	227,480
Programe pentru tineret	5908									
Actiuni cu caracter stiintific si social-cultural	5922			758,630	662,200	758,630	758,630	617,019	141,611	166,328
TITLUL XIX PLATI EFECTUATE IN ANII PRECEDENTI SI RECUPERATE IN ANUL CURENT(85.01)	85F							-504	504	

A	B	1	2	3	4	5	6	7	8=6-7	9
Plati efectuate in anii precedenti si recuperate in anul curent (cod 85.01.01)	8501F							-504	504	
Plati efectuate in anii precedenti si recuperate in anul curent in sectiunea de functionare a bugetului local	850101							-504	504	
SECTIUNEA DE DEZVOLTARE (cod 51+55+56+58+70+81+85)	D		143,081,220	21,473,000	4,365,000	21,473,000	21,473,000	1,786,932	19,686,068	957,429
TITLUL X Proiecte cu finantare din fonduri externe nerambursabile aferente cadrului financiar 2014-2020 (cod 58.01 la 58.05+58.11+58.12+58.15+58.16+58.30)	58		58,458,220	16,263,000	3,065,000	16,263,000	16,263,000	948,442	15,314,558	824,863
Programe din Fondul European de Dezvoltare Regionala (FEDR) (cod 58.01.01 la 58.01.03)	5801		53,795,220	9,400,000	2,000,680	9,400,000	9,400,000	3,596	9,396,404	
Finantarea nationala	580101		53,795,220	1,256,400	255,100	1,256,400	1,256,400	540	1,255,860	
Finantarea externa nerambursabila	580102			7,122,600	1,445,580	7,122,600	7,122,600	3,056	7,119,544	
Cheltuieli neeligibile	580103			1,021,000	300,000	1,021,000	1,021,000		1,021,000	
Programe din Fondul Social European (FSE) (cod 58.02.01 la 58.02.03)	5802		4,663,000	6,863,000	1,064,320	6,863,000	6,863,000	944,846	5,918,154	824,863
Finantarea nationala	580201		1,130,000	1,029,470	159,660	1,029,470	1,029,470	141,730	887,740	123,765
Finantarea externa nerambursabila	580202		3,533,000	5,833,530	904,660	5,833,530	5,833,530	803,116	5,030,414	701,098
CHELTUIELI DE CAPITAL ((cod 71+72+75)	70		84,623,000	4,010,000	1,000,000	4,010,000	4,010,000	538,490	3,471,510	132,566
TITLUL XIII ACTIVE NEFINANCIARE (cod 71.01 + 71.03)	71		74,539,000	3,910,000	1,000,000	3,910,000	3,910,000	538,490	3,371,510	132,566
Active fixe (cod 71.01.01 la 71.01.03+71.01.30)	7101		28,860,000	1,489,000	518,460	1,489,000	1,489,000	527,343	961,657	130,300
Constructii	710101		2,814,000	387,500	239,000	387,500	387,500	238,939	148,561	5,855
Masini, echipamente si mijloace de transport	710102		819,000	9,400		9,400	9,400		9,400	37,145
Mobilier, aparatura birotica si alte active corporale	710103		8,045,000	25,000	4,000	25,000	25,000	3,982	21,018	40,083
Alte active fixe	710130		17,182,000	1,067,100	275,460	1,067,100	1,067,100	284,422	782,678	47,217
Reparatii capitale aferente activelor fixe	7103		45,679,000	2,421,000	481,540	2,421,000	2,421,000	11,147	2,409,853	2,266
TITLUL XIV ACTIVE FINANCIARE (cod 72.01))	72		10,084,000	100,000		100,000	100,000		100,000	
Active financiare (cod 72.01.01)	7201		10,084,000	100,000		100,000	100,000		100,000	
Participare la capitalul social al societatiilor comerciale	720101		10,084,000	100,000		100,000	100,000		100,000	
OPERATIUNI FINANCIARE (cod 81)	79			1,200,000	300,000	1,200,000	1,200,000	300,000	900,000	
TITLUL XVII RAMBURSARI DE CREDITE (cod 81.04)	81			1,200,000	300,000	1,200,000	1,200,000	300,000	900,000	
Rambursarea imprumuturilor contractate pentru finantarea proiectelor cu finantare UE	8104			1,200,000	300,000	1,200,000	1,200,000	300,000	900,000	
TITLUL VII ALTE TRANSFERURI (cod 55.01+55.02)	55			1,765,000	550,000	1,765,000	1,765,000	540,766	1,224,234	540,766

A	B	1	2	3	4	5	6	7	8=6-7	9
TITLUL XVI RAMBURSARI DE CREDETE	81			1,200,000	300,000	1,200,000	1,200,000	300,000	900,000	
	84							-504	504	
OPERATIUNI FINANCIARE (cod 81)	79			1,200,000	300,000	1,200,000	1,200,000	300,000	900,000	
A. CHELTUIELILE CURENTE (10+20+30+40+50+51+55+56+58+57+59)	01		58,458,220	34,327,000	9,530,000	34,327,000	34,327,000	6,950,073	27,376,927	6,953,486
TITLUL XIX PLATI EFECTUATE IN ANII PRECEDENTI SI RECUPERATE IN ANUL CURENT (85.01)	85							-504	504	

*) Se inscriu denumirea si simbolul capitolului din bugetul aprobat detaliate pe titluri , articole, alineate, pe structura clasificatiei economice (bugetele locale, bugetul creditelor externe, bugetul creditelor interne, bugetul fondurilor externe nerambursabile - sursa D, institutii finantate integral sau partial din venituri proprii/activitati finantate integral din veniturii proprii)

NOTA: Sumele inscrise in col. 6 "Plati efectuate" cu semnul minus la Titlul 85, art. 85.01 "Plati efectuate din precedenti si recuperate in anul curent", se inscriu si pe col. 4 "Angajamente bugetare" si col. 5 "Angajamente legale" la acelasi cod tot cu semnul minus , astfel incat in col. 7 "Angajamente legale de platit" sa nu fie raportate sume.

Conducatorul institutiei

CATALIN CHERECHES



Conducatorul compartimentului

financiar-contabil

CARMEN POP

CONTUL DE EXECUTIE AL INSTITUTIILOR PUBLICE - CHELTUIELI

la data de 31.03.2019

Cod 21 Capitol 6602

Subcapitol

-lei-

DENUMIREA INDICATORILOR*)	Cod indicator	Credite de angajament		Credite bugetare		Angajamente bugetare	Angajamente legale	Plati efectuate	Angajamente legale de platit	Cheltuieli efective
		Initiale	Definitive	Initiale	Definitive					
A	B	1	2	3	4	5	6	7	8=6-7	9
TOTAL CHELTUIELI(SECTIUNEA DE FUNCTIONARE+SECTIUNEA DE DEZVOLTARE)			28,144,000	5,616,000	2,213,000	5,616,000	5,616,000	1,587,458	4,028,542	1,633,951
SECTIUNEA DE FUNCTIONARE (cod 01+79+85)	F			5,330,000	2,212,000	5,330,000	5,330,000	1,588,661	3,741,339	1,633,654
CHELTUIELI CURENTE (10+20+30+40+50+51SF+55SF+57+59)	01F			5,330,000	2,212,000	5,330,000	5,330,000	1,588,661	3,741,339	1,633,654
TITLUL I CHELTUIELI DE PERSONAL (cod 10.01 la 10.03)	10			4,132,000	1,622,000	4,132,000	4,132,000	1,192,551	2,939,449	1,202,478
Cheltuieli salariale in bani (cod 10.01.01+10.01.03 la 10.01.08 +10.01.10 la 10.01.16 +10.01.30)	1001			4,034,000	1,584,000	4,034,000	4,034,000	1,166,257	2,867,743	1,176,321
Salarii de baza	100101			3,404,000	1,340,000	3,404,000	3,404,000	993,530	2,410,470	984,029
Sporuri pentru conditii de munca	100105			442,000	186,000	442,000	442,000	136,321	305,679	136,895
Indemnizatii de hrana	100117			188,000	58,000	188,000	188,000	36,406	151,594	55,397
Contributii (cod 10.03.01 la 10.03.06)	1003			98,000	38,000	98,000	98,000	26,294	71,706	26,157
Contributia asiguratorie pentru munca	100307			98,000	38,000	98,000	98,000	26,294	71,706	26,157
TITLUL II BUNURI SI SERVICII (cod 20.01 la 20.06+20.09 la 20.16+20.18 la 20.25+20.27+20.30)	20			120,000	69,000	120,000	120,000	8,349	111,651	43,315
Bunuri si servicii (cod 20.01.01 la 20.01.09+20.01.30)	2001			48,000	23,000	48,000	48,000	5,026	42,974	12,590
Furnituri de birou	200101			10,000	5,000	10,000	10,000	575	9,425	3,661
Materiale pentru curatenie	200102			8,000	4,000	8,000	8,000		8,000	2,669
Posta, telecomunicatii, radio, tv, internet	200108			9,000	3,000	9,000	9,000	1,762	7,238	1,762
Materiale si prestari de servicii cu caracter functional	200109			11,000	6,000	11,000	11,000	847	10,153	3,989
Alte bunuri si servicii pentru intretinere si functionare	200130			10,000	5,000	10,000	10,000	1,842	8,158	509
Medicamente si materiale sanitare (cod 20.04.01 la 20.04.04)	2004			59,000	37,000	59,000	59,000	1,802	57,198	29,225

A	B	1	2	3	4	5	6	7	8=6-7	9
Medicamente	200401			21,000	11,000	21,000	21,000	643	20,357	8,514
Materiale sanitare	200402			38,000	26,000	38,000	38,000	1,159	36,841	20,711
Bunuri de natura obiectelor de inventar (cod 20.05.01+20.05.03+20.05.30)	2005			9,000	5,000	9,000	9,000	21	8,979	
Alte obiecte de inventar	200530			9,000	5,000	9,000	9,000	21	8,979	
Alte cheltuieli (cod 20.30.01 la 20.30.04+20.30.06+20.30.07+20.30.09+20.30.30)	2030			4,000	4,000	4,000	4,000	1,500	2,500	1,500
Alte cheltuieli cu bunuri si servicii	203030			4,000	4,000	4,000	4,000	1,500	2,500	1,500
TITLUL VI TRANSFERURI INTRE UNITATI ALE ADMINISTRATIEI PUBLICE (cod 51.01) (cod 51.01)	51F			1,000,000	500,000	1,000,000	1,000,000	384,112	615,888	384,112
Transferuri curente (cod 51.01.01+51.01.03+51.01.05+51.01.14+51.01.15+ 51.01.24 +51.01.26 +51.01.31+51.01.39+51.01.46+51.01.49+51.01.60+51.01.61+51.01.64)	5101			1,000,000	500,000	1,000,000	1,000,000	384,112	615,888	384,112
Actiuni de sanatate	510103			1,000,000	500,000	1,000,000	1,000,000	384,112	615,888	384,112
TITLUL IX ASISTENTA SOCIALA (cod 57.02)	57			6,000	3,000	6,000	6,000	1,010	4,990	1,059
Ajutoare sociale (cod 57.02.01 la 57.02.05)	5702			6,000	3,000	6,000	6,000	1,010	4,990	1,059
Ajutoare sociale in natura	570202			6,000	3,000	6,000	6,000	1,010	4,990	1,059
TITLUL XI ALTE CHELTUIEL (cod 59.01+59.02+59.08+59.11+59.12+59.15+59.17+59.20+59.22+59.25+59.30+59.35)	59			72,000	18,000	72,000	72,000	2,639	69,361	2,690
Sume aferente persoanelor cu handicap neincadrate	5940			72,000	18,000	72,000	72,000	2,639	69,361	2,690
SECTIUNEA DE DEZVOLTARE (cod 51+55+56+58+70+81+85)	D		28,144,000	286,000	1,000	286,000	286,000	-1,203	287,203	297
TITLUL VI TRANSFERURI INTRE UNITATI ALE ADMINISTRATIEI PUBLICE (cod 51.02)	51D			284,000		284,000	284,000		284,000	
Transferuri de capital (cod 51.02.12+51.02.28+51.02.29)	5102			284,000		284,000	284,000		284,000	
Transferuri pentru finantarea investitiilor la spitale	510212			284,000		284,000	284,000		284,000	
TITLUL X Proiecte cu finantare din fonduri externe nerambursabile aferente cadrului financiar 2014-2020 (cod 58.01 la 58.05+58.11+58.12+58.15+58.16+58.30)	58		17,492,000	1,000	1,000	1,000	1,000	297	703	297
Programe din Fondul European de Dezvoltare Regionala (FEDR) (cod 58.01.01 la 58.01.03)	5801		17,492,000	1,000	1,000	1,000	1,000	297	703	297
Finantarea nationala	580101		2,108,000	200	200	200	200	44	156	44
Finantarea externa nerambursabila	580102		11,948,000	800	800	800	800	253	547	253

A	B	1	2	3	4	5	6	7	8=6-7	9
Cheltuieli neeligibile	580103		3,436,000							
CHELTUIELI DE CAPITAL ((cod 71+72+75)	70		10,652,000	1,000		1,000	1,000		1,000	
TITLUL XIII ACTIVE NEFINANCIARE (cod 71.01 + 71.03)	71		10,652,000	1,000		1,000	1,000		1,000	
Active fixe (cod 71.01.01 la 71.01.03+71.01.30)	7101		10,652,000	1,000		1,000	1,000		1,000	
Alte active fixe	710130		10,652,000	1,000		1,000	1,000		1,000	
TITLUL XIX PLATI EFECTUATE IN ANII PRECEDENTI SI RECUPERATE IN ANUL CURENT (85.01)	85							-1,500	1,500	
Plati efectuate in anii precedenti si recuperate in anul curent (cod 85.01.02+85.01.05)	8501							-1,500	1,500	
Plati efectuate in anii precedenti si recuperate in anul curent in sectiunea de dezvoltare a bugetului local	850102							-1,500	1,500	
TITLUL VI TRANSFERURI INTRE UNITATI ALE ADMINISTRATIEI PUBLICE (cod 51.01+51.02)	51			1,284,000	500,000	1,284,000	1,284,000	384,112	899,888	384,112
	84							-1,500	1,500	
A. CHELTUIELILE CURENTE (10+20+30+40+50+51+55+56+58+57+59)	01		17,492,000	5,615,000	2,213,000	5,615,000	5,615,000	1,588,958	4,026,042	1,633,951
TITLUL XIX PLATI EFECTUATE IN ANII PRECEDENTI SI RECUPERATE IN ANUL CURENT (85.01)	85							-1,500	1,500	


*) Se inscriu denumirea si simbolul capitolului din bugetul aprobat detaliate pe titluri , articole, alineate, pe structura clasificatiei economice

(bugetele locale, bugetul creditelor externe, bugetul creditelor interne, bugetul fondurilor externe nerambursabile - sursa D, institutii finantate integral sau partial din venituri proprii/activitati finantate integral din veniturii proprii)

NOTA: Sumele inscise in col. 6 "Plati efectuate" cu semnul minus la Titlul 85, art. 85.01 "Plati efectuate din precedenti si recuperate in anul curent", se inscriu si pe col. 4 "Angajamente bugetare" si col. 5 "Angajamente legale" la acelasi cod tot cu semnul minus , astfel incat in col. 7 "Angajamente legale de platit" sa nu fie raportate sume.

Conducatorul institutiei

CATALIN CHERECHES



Conducatorul compartimentului

financiar-contabil

CARMEN POP

CONTUL DE EXECUTIE AL INSTITUTIILOR PUBLICE - CHELTUIELI

la data de 31.03.2019

Cod 21 Capitol 6702

Subcapitol

-lei-

DENUMIREA INDICATORILOR*)	Cod indicator	Credite de angajament		Credite bugetare		Angajamente bugetare	Angajamente legale	Plati efectuate	Angajamente legale de platit	Cheltuieli efective
		Initiale	Definitive	Initiale	Definitive					
A	B	1	2	3	4	5	6	7	8=6-7	9
TOTAL CHELTUIELI(SECTIUNEA DE FUNCTIONARE+SECTIUNEA DE DEZVOLTARE)			15,656,000	21,782,000	9,592,000	21,782,000	21,782,000	8,515,470	13,266,530	5,399,330
SECTIUNEA DE FUNCTIONARE (cod 01+79+85)	F			21,558,000	9,500,000	21,558,000	21,558,000	8,424,435	13,133,565	5,306,152
CHELTUIELI CURENTE (10+20+30+40+50+51SF+55SF+57+59)	01F			21,558,000	9,500,000	21,558,000	21,558,000	8,445,015	13,112,985	5,306,152
TITLUL VI TRANSFERURI INTRE UNITATI ALE ADMINISTRATIEI PUBLICE (cod 51.01) (cod 51.01)	51F			12,558,000	4,500,000	12,558,000	12,558,000	4,020,500	8,537,500	4,020,500
Transferuri curente (cod 51.01.01+51.01.03+51.01.05+51.01.14+51.01.15+51.01.24+51.01.26+51.01.31+51.01.39+51.01.46+51.01.49+51.01.60+51.01.61+51.01.64)	5101			12,558,000	4,500,000	12,558,000	12,558,000	4,020,500	8,537,500	4,020,500
Transferuri catre institutii publice	510101			12,558,000	4,500,000	12,558,000	12,558,000	4,020,500	8,537,500	4,020,500
TITLUL XI ALTE CHELTUIELI (cod 59.01+59.02+59.08+59.11+59.12+59.15+59.17+59.20+59.22+59.25+59.30+59.35)	59			9,000,000	5,000,000	9,000,000	9,000,000	4,424,515	4,575,485	1,285,652
Asociatii si fundatii	5911			7,140,000	4,040,000	7,140,000	7,140,000	3,940,152	3,199,848	1,285,652
Sustinerea cultelor	5912			1,860,000	960,000	1,860,000	1,860,000	484,363	1,375,637	
TITLUL XIX PLATI EFECTUATE IN ANII PRECEDENTI SI RECUPERATE IN ANUL CURENT(85.01)	85F							-20,580	20,580	
Plati efectuate in anii precedenti si recuperate in anul curent (cod 85.01.01)	8501F							-20,580	20,580	
Plati efectuate in anii precedenti si recuperate in anul curent in sectiunea de functionare a bugetului local	850101							-20,580	20,580	
SECTIUNEA DE DEZVOLTARE (cod	D		15,656,000	224,000	92,000	224,000	224,000	91,035	132,965	93,178


A	B	1	2	3	4	5	6	7	8=6-7	9
51+55+56+58+70+81+85)										
TITLUL VI TRANSFERURI INTRE UNITATI ALE ADMINISTRATIEI PUBLICE (cod 51.02)	51D			192,000	92,000	192,000	192,000	91,035	100,965	91,035
Transferuri de capital (cod 51.02.12+51.02.28+51.02.29)	5102			192,000	92,000	192,000	192,000	91,035	100,965	91,035
Alte transferuri de capital catre institutii publice	510229			192,000	92,000	192,000	192,000	91,035	100,965	91,035
CHELTUIELI DE CAPITAL ((cod 71+72+75)	70		15,656,000	32,000		32,000	32,000		32,000	2,143
TITLUL XIII ACTIVE NEFINANCIARE (cod 71.01 + 71.03)	71		15,656,000	32,000		32,000	32,000		32,000	2,143
Active fixe (cod 71.01.01 la 71.01.03+71.01.30)	7101		1,759,000	31,000		31,000	31,000		31,000	2,143
Constructii	710101		1,000,000	1,000		1,000	1,000		1,000	
Alte active fixe	710130		759,000	30,000		30,000	30,000		30,000	2,143
Reparatii capitale aferente activelor fixe	7103		13,897,000	1,000		1,000	1,000		1,000	
TITLUL VI TRANSFERURI INTRE UNITATI ALE ADMINISTRATIEI PUBLICE (cod 51.01+51.02)	51			12,750,000	4,592,000	12,750,000	12,750,000	4,111,535	8,638,465	4,111,535
	84							-20,580	20,580	
A. CHELTUIELILE CURENTE (10+20+30+40+50+51+55+56+58+57+59)	01			21,750,000	9,592,000	21,750,000	21,750,000	8,536,050	13,213,950	5,397,187
TITLUL XIX PLATI EFECTUATE IN ANII PRECEDENTI SI RECUPERATE IN ANUL CURENT (85.01)	85							-20,580	20,580	

*) Se inscriu denumirea si simbolul capitolului din bugetul aprobat detaliate pe titluri , articole, alineate, pe structura clasificatiei economice (bugetele locale, bugetul creditelor externe, bugetul creditelor interne, bugetul fondurilor externe nerambursabile - sursa D, institutii finantate integral sau partial din venituri proprii/activitati finantate integral din veniturii proprii)

NOTA: Sumele inscrite in col. 6 "Plati efectuate" cu semnul minus la Titlul 85, art. 85.01 "Plati efectuate din precedenti si recuperate in anul curent", se inscriu si pe col. 4 "Angajamente bugetare" si col. 5 "Angajamente legale" la acelasi cod tot cu semnul minus , astfel incat in col. 7 "Angajamente legale de platit" sa nu fie raportate sume.

Conducatorul institutiei

CATALIN CHERECHES



Conducatorul compartimentului
financiar-contabil

CARMEN POP

CONTUL DE EXECUTIE AL INSTITUTIILOR PUBLICE - CHELTUIELI

la data de 31.03.2019

Cod 21 Capitol 6802

Subcapitol

-lei-

DENUMIREA INDICATORILOR*)	Cod indicator	Credite de angajament		Credite bugetare		Angajamente bugetare	Angajamente legale	Plati efectuate	Angajamente legale de platit	Cheltuieli efective
		Initiale	Definitive	Initiale	Definitive					
A	B	1	2	3	4	5	6	7	8=6-7	9
TOTAL CHELTUIELI(SECTIUNEA DE FUNCTIONARE+SECTIUNEA DE DEZVOLTARE)			78,104,000	75,023,000	26,490,000	75,023,000	75,023,000	14,883,299	60,139,701	13,820,695
SECTIUNEA DE FUNCTIONARE (cod 01+79+85)	F			43,217,000	19,733,000	43,217,000	43,217,000	13,290,351	29,926,649	12,614,445
CHELTUIELI CURENTE (10+20+30+40+50+51SF+55SF+57+59)	01F			43,217,000	19,733,000	43,217,000	43,217,000	13,290,981	29,926,019	12,614,445
TITLUL I CHELTUIELI DE PERSONAL (cod 10.01 la 10.03)	10			20,947,000	8,379,000	20,947,000	20,947,000	6,114,165	14,832,835	6,510,932
Cheltuieli salariale in bani (cod 10.01.01+10.01.03 la 10.01.08 +10.01.10 la 10.01.16 +10.01.30)	1001			20,426,000	8,182,000	20,426,000	20,426,000	5,979,996	14,446,004	6,368,135
Salarii de baza	100101			17,961,500	7,392,500	17,961,500	17,961,500	5,460,332	12,501,168	5,644,792
Sporuri pentru conditii de munca	100105			510,500	177,500	510,500	510,500	126,576	383,924	131,060
Indemnizatii de delegare	100113			8,000	2,000	8,000	8,000	57	7,943	57
Indemnizatii de hrana	100117			1,946,000	610,000	1,946,000	1,946,000	393,031	1,552,969	592,226
Contributii (cod 10.03.01 la 10.03.06)	1003			521,000	197,000	521,000	521,000	134,169	386,831	142,797
Contributia asiguratorie pentru munca	100307			521,000	197,000	521,000	521,000	134,169	386,831	142,797
TITLUL II BUNURI SI SERVICII (cod 20.01 la 20.06+20.09 la 20.16+20.18 la 20.25+20.27+20.30)	20			5,073,000	3,103,000	5,073,000	5,073,000	1,683,098	3,389,902	1,379,744
Bunuri si servicii (cod 20.01.01 la 20.01.09+20.01.30)	2001			2,962,000	1,806,000	2,962,000	2,962,000	1,053,706	1,908,294	963,664
Furnituri de birou	200101			99,000	57,000	99,000	99,000	9,439	89,561	14,747
Materiale pentru curatenie	200102			154,000	85,000	154,000	154,000	24,756	129,244	22,670
Incalzit, iluminat si forta motrica	200103			1,321,000	896,000	1,321,000	1,321,000	671,560	649,440	634,806
Apa, canal si salubritate	200104			415,000	208,000	415,000	415,000	73,122	341,878	79,096
Carburanti si lubrifianti	200105			41,000	21,000	41,000	41,000	12,954	28,046	13,626

A	B	1	2	3	4	5	6	7	8=6-7	9
Piese de schimb	200106			31,000	17,000	31,000	31,000	6,799	24,201	5,263
Posta, telecomunicatii, radio, tv, internet	200108			94,000	42,000	94,000	94,000	22,604	71,396	22,820
Materiale si prestari de servicii cu caracter functional	200109			661,000	388,000	661,000	661,000	188,477	472,523	149,740
Alte bunuri si servicii pentru intretinere si functionare	200130			146,000	92,000	146,000	146,000	43,995	102,005	20,896
Reparatii curente	2002			367,000	273,000	367,000	367,000	171,299	195,701	30,048
Hrana (cod 20.03.01+20.03.02)	2003			1,385,000	813,000	1,385,000	1,385,000	397,529	987,471	359,967
Hrana pentru oameni	200301			1,385,000	813,000	1,385,000	1,385,000	397,529	987,471	359,967
Medicamente si materiale sanitare (cod 20.04.01 la 20.04.04)	2004			31,000	22,000	31,000	31,000	2,269	28,731	4,397
Medicamente	200401			16,000	10,000	16,000	16,000	423	15,577	3,284
Materiale sanitare	200402			9,000	9,000	9,000	9,000	1,846	7,154	471
Dezinfectanti	200404			6,000	3,000	6,000	6,000		6,000	642
Bunuri de natura obiectelor de inventar (cod 20.05.01+20.05.03+20.05.30)	2005			151,000	113,000	151,000	151,000	36,436	114,564	
Alte obiecte de inventar	200530			151,000	113,000	151,000	151,000	36,436	114,564	
Deplasari, detasari, transferari (cod 20.06.01+20.06.02)	2006			63,000	13,000	63,000	63,000	3,465	59,535	3,465
Deplasari interne, detasari, transferari	200601			58,000	8,000	58,000	58,000	3,465	54,535	3,465
Deplasari in strainatate	200602			5,000	5,000	5,000	5,000		5,000	
Carti, publicatii si materiale documentare	2011			15,000	10,000	15,000	15,000	498	14,502	7,520
Pregatire profesionala	2013			50,000	28,000	50,000	50,000	7,300	42,700	
Alte cheltuieli (cod 20.30.01 la 20.30.04+20.30.06+20.30.07+20.30.09+20.30.30)	2030			49,000	25,000	49,000	49,000	10,596	38,404	10,683
Alte cheltuieli cu bunuri si servicii	203030			49,000	25,000	49,000	49,000	10,596	38,404	10,683
TITLUL IX ASISTENTA SOCIALA (cod 57.02)	57			16,212,000	7,767,000	16,212,000	16,212,000	5,227,670	10,984,330	4,452,517
Ajutoare sociale (cod 57.02.01 la 57.02.05)	5702			16,212,000	7,767,000	16,212,000	16,212,000	5,227,670	10,984,330	4,452,517
Ajutoare sociale in numerar	570201			16,212,000	7,767,000	16,212,000	16,212,000	5,227,670	10,984,330	4,452,517
TITLUL XI ALTE CHELTUIELI (cod 59.01+59.02+59.08+59.11+59.12+59.15+59.17+59.20+59.22+59.25+59.30+59.35)	59			985,000	484,000	985,000	985,000	266,048	718,952	271,252
Asociatii si fundatii	5911			431,000	300,000	431,000	431,000	135,250	295,750	135,250
Sume aferente persoanelor cu handicap neincadrate	5940			554,000	184,000	554,000	554,000	130,798	423,202	136,002
TITLUL XIX PLATI EFECTUATE IN ANII PRECEDENTI SI RECUPERATE IN ANUL CURENT(85.01)	85F							-630	630	
Plati efectuate in anii precedenti si recuperate in anul curent	8501F							-630	630	

A	B	1	2	3	4	5	6	7	8=6-7	9
(cod 85.01.01)										
Plati efectuate in anii precedenti si recuperate in anul curent in sectiunea de functionare a bugetului local	850101							-630	630	
SECTIUNEA DE DEZVOLTARE (cod 51+55+56+58+70+81+85)	D		78,104,000	31,806,000	6,757,000	31,806,000	31,806,000	1,592,948	30,213,052	1,206,250
Titlul VIII PROIECTE CU FINANTARE DIN FONDURI EXTERNE NERAMBURSABILE (FEN) POSTADERARE (cod 56.01 la 56.05+cod 56.07+56.08+56.11+56.15 la 56.18 +56.25+56.27+56.28+56.40)	56									19,473
Programe din Fondul European de Dezvoltare Regionala (FEDR) (cod 56.01.01 la 56.01.03)	5601									5,062
Cheltuieli neeligibile*)	560103									5,062
Mecanismul financiar SEE (cod 56.17.01 la 56.17.03)	5617									14,411
Finantarea nationala*)	561701									10,579
Finantarea externa nerambursabila*)	561702									3,832
TITLUL X Proiecte cu finantare din fonduri externe nerambursabile aferente cadrului financiar 2014-2020 (cod 58.01 la 58.05+58.11+58.12+58.15+58.16+58.30)	58		37,275,000	30,382,000	6,194,000	30,382,000	30,382,000	1,252,498	29,129,502	1,123,560
Programe din Fondul Social European (FSE) (cod 58.02.01 la 58.02.03)	5802		37,101,000	30,208,000	6,150,000	30,208,000	30,208,000	1,230,397	28,977,603	1,095,608
Finantarea nationala	580201		5,565,000	4,532,000	922,500	4,532,000	4,532,000	184,563	4,347,437	164,345
Finantarea externa nerambursabila	580202		31,536,000	25,676,000	5,227,500	25,676,000	25,676,000	1,045,834	24,630,166	931,263
Alte programe comunitare finantate in perioada 2014-2020 (cod 58.15.01 la 58.15.03)	5815		174,000	174,000	44,000	174,000	174,000	22,101	151,899	27,952
Finantarea nationala	581501		25,000	25,000	7,000	25,000	25,000	3,018	21,982	6,036
Finantarea externa nerambursabila	581502		149,000	149,000	37,000	149,000	149,000	19,083	129,917	21,916
CHELTUIELI DE CAPITAL ((cod 71+72+75)	70		40,829,000	1,424,000	563,000	1,424,000	1,424,000	341,216	1,082,784	63,217
TITLUL XIII ACTIVE NEFINANCIARE (cod 71.01 + 71.03)	71		40,829,000	1,424,000	563,000	1,424,000	1,424,000	341,216	1,082,784	63,217
Active fixe (cod 71.01.01 la 71.01.03+71.01.30)	7101		40,464,000	1,059,000	200,000	1,059,000	1,059,000	199,999	859,001	63,217
Constructii	710101		2,057,000	757,000		757,000	757,000		757,000	
Masini, echipamente si mijloace de transport	710102		1,000	1,000		1,000	1,000		1,000	
Mobilier, aparatura birotica si alte active corporale	710103		1,000	1,000		1,000	1,000		1,000	63,217
Alte active fixe	710130		38,405,000	300,000	200,000	300,000	300,000	199,999	100,001	
Reparatii capitale aferente activelor fixe	7103		365,000	365,000	363,000	365,000	365,000	141,217	223,783	

A	B	1	2	3	4	5	6	7	8=6-7	9
TITLUL XIX PLATI EFECTUATE IN ANII PRECEDENTI SI RECUPERATE IN ANUL CURENT (85.01)	85							-766	766	
Plati efectuate in anii precedenti si recuperate in anul curent (cod 85.01.02+85.01.05)	8501							-766	766	
Plati efectuate in anii precedenti si recuperate in anul curent aferente fondurilor externe nerambursabile	850105							-766	766	
	84							-1,396	1,396	
A. CHELTUIELILE CURENTE (10+20+30+40+50+51+55+56+58+57+59)	01		37,275,000	73,599,000	25,927,000	73,599,000	73,599,000	14,543,479	59,055,521	13,757,478
TITLUL XIX PLATI EFECTUATE IN ANII PRECEDENTI SI RECUPERATE IN ANUL CURENT (85.01)	85							-1,396	1,396	

*) Se inscriu denumirea si simbolul capitolelor din bugetul aprobat detaliate pe titluri , articole, alineate, pe structura clasificatiei economice

(bugetele locale, bugetul creditelor externe, bugetul creditelor interne, bugetul fondurilor externe nerambursabile - sursa D, institutii finantate integral sau partial din venituri proprii/activitati finantate integral din veniturii proprii)

NOTA: Sumele inscrise in col. 6 "Plati efectuate" cu semnul minus la Titlul 85, art. 85.01 "Plati efectuate din precedenti si recuperate in anul curent", se inscriu si pe col. 4 "Angajamente bugetare" si col. 5 "Angajamente legale" la acelasi cod tot cu semnul minus , astfel incat in col. 7 "Angajamente legale de platii" sa nu fie raportate sume.

Conducatorul institutiei

CATALIN CHERECHES



Conducatorul compartimentului

financiar-contabil

CARMEN POP

CONTUL DE EXECUTIE AL INSTITUTIILOR PUBLICE - CHELTUIELI

la data de 31.03.2019

Cod 21 Capitol 7002

Subcapitol

-lei-

DENUMIREA INDICATORILOR*)	Cod indicator	Credite de angajament		Credite bugetare		Angajamente bugetare	Angajamente legale	Plati efectuate	Angajamente legale de platit	Cheltuieli efective
		Initiale	Definitive	Initiale	Definitive					
A	B	1	2	3	4	5	6	7	8=6-7	9
TOTAL CHELTUIELI(SECTIUNEA DE FUNCTIONARE+SECTIUNEA DE DEZVOLTARE)			267,772,000	48,554,000	14,885,000	48,554,000	48,554,000	11,098,319	37,455,681	9,416,169
SECTIUNEA DE FUNCTIONARE (cod 01+79+85)	F			26,600,000	12,282,000	26,600,000	26,600,000	9,330,622	17,269,378	8,703,197
CHELTUIELI CURENTE (10+20+30+40+50+51SF+55SF+57+59)	01F			26,600,000	12,282,000	26,600,000	26,600,000	9,330,622	17,269,378	8,703,197
TITLUL II BUNURI SI SERVICII (cod 20.01 la 20.06+20.09 la 20.16+20.18 la 20.25+20.27+20.30)	20			10,000,000	6,503,000	10,000,000	10,000,000	4,461,025	5,538,975	2,981,881
Bunuri si servicii (cod 20.01.01 la 20.01.09+20.01.30)	2001			7,778,000	5,800,000	7,778,000	7,778,000	4,119,985	3,658,015	2,627,319
Incalzit, iluminat si forta motrica	200103			5,710,000	4,700,000	5,710,000	5,710,000	3,760,999	1,949,001	2,118,245
Apa, canal si salubritate	200104			568,000	100,000	568,000	568,000	10,372	557,628	15,149
Materiale si prestari de servicii cu caracter functional	200109			1,350,000	1,000,000	1,350,000	1,350,000	348,614	1,001,386	493,925
Alte bunuri si servicii pentru intretinere si functionare	200130			150,000		150,000	150,000		150,000	
Reparatii curente	2002			850,000	400,000	850,000	850,000	241,111	608,889	135,851
Bunuri de natura obiectelor de inventar (cod 20.05.01+20.05.03+20.05.30)	2005			50,000		50,000	50,000		50,000	
Alte obiecte de inventar	200530			50,000		50,000	50,000		50,000	
Alte cheltuieli (cod 20.30.01 la 20.30.04+20.30.06+20.30.07+20.30.09+20.30.30)	2030			1,322,000	303,000	1,322,000	1,322,000	99,929	1,222,071	218,711
Chirii	203004			650,000	200,000	650,000	650,000	48,141	601,859	139,766
Alte cheltuieli cu bunuri si servicii	203030			672,000	103,000	672,000	672,000	51,788	620,212	78,945
TITLUL VI TRANSFERURI INTRE UNITATI ALE ADMINISTRATIEI PUBLICE (cod 51.01) (cod 51.01)	51F			13,500,000	4,379,000	13,500,000	13,500,000	3,474,000	10,026,000	3,474,000

A	B	1	2	3	4	5	6	7	8=6-7	9
Transferuri curente (cod 51.01.01+51.01.03+51.01.05+51.01.14+51.01.15+ 51.01.24 +51.01.26 +51.01.31+51.01.39+51.01.46+51.01.49+51.01.60+51.01.61+51.01.64)	5101			13,500,000	4,379,000	13,500,000	13,500,000	3,474,000	10,026,000	3,474,000
Transferuri catre institutii publice	510101			13,500,000	4,379,000	13,500,000	13,500,000	3,474,000	10,026,000	3,474,000
TITLUL VII ALTE TRANSFERURI (cod 55.01+ 55.02)	55F			3,100,000	1,400,000	3,100,000	3,100,000	1,395,597	1,704,403	2,247,316
Transferuri interne (55.01.18+55.01.63+55.01.65)	5501F			3,100,000	1,400,000	3,100,000	3,100,000	1,395,597	1,704,403	2,247,316
Sume reprezentând contributia unitatilor administrativ-teritoriale la Fondul IID	550165			3,100,000	1,400,000	3,100,000	3,100,000	1,395,597	1,704,403	2,247,316
SECTIUNEA DE DEZVOLTARE (cod 51+55+56+58+70+81+85)	D		267,772,000	21,954,000	2,603,000	21,954,000	21,954,000	1,767,697	20,186,303	712,972
TITLUL VI TRANSFERURI INTRE UNITATI ALE ADMINISTRATIEI PUBLICE (cod 51.02)	51D			1,000,000	58,000	1,000,000	1,000,000	26,000	974,000	26,000
Transferuri de capital (cod 51.02.12+51.02.28+51.02.29)	5102			1,000,000	58,000	1,000,000	1,000,000	26,000	974,000	26,000
Alte transferuri de capital catre institutii publice	510229			1,000,000	58,000	1,000,000	1,000,000	26,000	974,000	26,000
Titlul VIII PROIECTE CU FINANTARE DIN FONDURI EXTERNE NERAMBURSABILE (FEN) POSTADERARE (cod 56.01 la 56.05+cod 56.07+56.08+56.11+56.15 la 56.18 +56.25+56.27+56.28+56.40)	56									54,313
Programe din Fondul European de Dezvoltare Regionala (FEDR) (cod 56.01.01 la 56.01.03)	5601									54,313
Finantarea nationala*)	560101									7,166
Cheltuieli neeligibile*)	560103									47,147
TITLUL X Proiecte cu finantare din fonduri externe nerambursabile aferente cadrului financiar 2014-2020 (cod 58.01 la 58.05+58.11+58.12+58.15+58.16+58.30)	58		22,519,000	15,297,000	1,000,000	15,297,000	15,297,000	569,272	14,727,728	34,171
Programe din Fondul European de Dezvoltare Regionala (FEDR) (cod 58.01.01 la 58.01.03)	5801		22,519,000	15,297,000	1,000,000	15,297,000	15,297,000	569,272	14,727,728	34,171
Finantarea nationala	580101		3,029,060	3,074,550	154,000	3,074,550	3,074,550	58,835	3,015,715	5,128
Finantarea externa nerambursabila	580102		16,674,200	11,798,450	822,000	11,798,450	11,798,450	486,453	11,311,997	29,043
Cheltuieli neeligibile	580103		2,815,740	424,000	24,000	424,000	424,000	23,984	400,016	
CHELTUIELI DE CAPITAL ((cod 71+72+75)	70		245,253,000	5,657,000	1,545,000	5,657,000	5,657,000	1,172,425	4,484,575	598,488
TITLUL XIII ACTIVE NEFINANCIARE (cod 71.01 + 71.03)	71		245,253,000	5,657,000	1,545,000	5,657,000	5,657,000	1,172,425	4,484,575	598,488
Active fixe (cod 71.01.01 la 71.01.03+71.01.30)	7101		123,790,000	1,541,000	712,000	1,541,000	1,541,000	670,908	870,092	598,488
Constructii	710101		29,967,000	336,000	246,000	336,000	336,000	245,754	90,246	244,019

A	B	1	2	3	4	5	6	7	8=6-7	9
Masini, echipamente si mijloace de transport	710102									167
Mobilier, aparatura birotica si alte active corporale	710103		8,000,000	10,000		10,000	10,000		10,000	
Alte active fixe	710130		85,823,000	1,195,000	466,000	1,195,000	1,195,000	425,154	769,846	354,302
Reparatii capitale aferente activelor fixe	7103		121,463,000	4,116,000	833,000	4,116,000	4,116,000	501,517	3,614,483	
TITLUL VI TRANSFERURI INTRE UNITATI ALE ADMINISTRATIEI PUBLICE (cod 51.01+51.02)	51			14,500,000	4,437,000	14,500,000	14,500,000	3,500,000	11,000,000	3,500,000
TITLUL VII ALTE TRANSFERURI (cod 55.01+55.02)	55			3,100,000	1,400,000	3,100,000	3,100,000	1,395,597	1,704,403	2,247,316
A. CHELTUIELILE CURENTE (10+20+30+40+50+51+55+56+58+57+59)	01		22,519,000	42,897,000	13,340,000	42,897,000	42,897,000	9,925,894	32,971,106	8,817,681

*) Se inscriu denumirea si simbolul capitolelor din bugetul aprobat detaliate pe titluri , articole, alineate, pe structura clasificatiei economice

(bugetele locale, bugetul creditelor externe, bugetul creditelor interne, bugetul fondurilor externe nerambursabile - sursa D, institutii finantate integral sau partial din venituri proprii/activitati finantate integral din veniturii proprii)

NOTA: Sumele inscrise in col. 6 "Plati efectuate" cu semnul minus la Titlul 85, art. 85.01 "Plati efectuate din precedenti si recuperate in anul curent", se inscriu si pe col. 4 "Angajamente bugetare" si col. 5 "Angajamente legale" la acelasi cod tot cu semnul minus , astfel incat in col. 7 "Angajamente legale de platit" sa nu fie raportate sume.

Conducatorul institutiei

CATALIN CHERECHES



Conducatorul compartimentului

financiar-contabil

CARMEN POP

CONTUL DE EXECUTIE AL INSTITUTIILOR PUBLICE - CHELTUIELI

la data de 31.03.2019

Cod 21 Capitol 7402

Subcapitol

-lei-

DENUMIREA INDICATORILOR*)	Cod indicator	Credite de angajament		Credite bugetare		Angajamente bugetare	Angajamente legale	Plati efectuate	Angajamente legale de platit	Cheltuieli efective
		Initiale	Definitive	Initiale	Definitive					
A	B	1	2	3	4	5	6	7	8=6-7	9
TOTAL CHELTUIELI(SECTIUNEA DE FUNCTIONARE+SECTIUNEA DE DEZVOLTARE)			3,042,000	18,166,000	9,598,000	18,166,000	18,166,000	9,346,835	8,819,165	10,569,668
SECTIUNEA DE FUNCTIONARE (cod 01+79+85)	F			17,765,000	9,555,000	17,765,000	17,765,000	9,346,835	8,418,165	10,569,668
CHELTUIELI CURENTE (10+20+30+40+50+51SF+55SF+57+59)	01F			17,765,000	9,555,000	17,765,000	17,765,000	9,346,835	8,418,165	10,569,668
TITLUL II BUNURI SI SERVICII (cod 20.01 la 20.06+20.09 la 20.16+20.18 la 20.25+20.27+20.30)	20			17,440,000	9,480,000	17,440,000	17,440,000	9,271,835	8,168,165	10,494,668
Bunuri si servicii (cod 20.01.01 la 20.01.09+20.01.30)	2001			17,440,000	9,480,000	17,440,000	17,440,000	9,271,835	8,168,165	10,494,668
Apa, canal si salubritate	200104			17,440,000	9,480,000	17,440,000	17,440,000	9,271,835	8,168,165	10,494,668
TITLUL XI ALTE CHELTUIELI (cod 59.01+59.02+59.08+59.11+59.12+59.15+59.17+59.20+59.22+59.25+59.30+59.35)	59			325,000	75,000	325,000	325,000	75,000	250,000	75,000
Asociatii si fundatii	5911			325,000	75,000	325,000	325,000	75,000	250,000	75,000
SECTIUNEA DE DEZVOLTARE (cod 51+55+56+58+70+81+85)	D		3,042,000	401,000	43,000	401,000	401,000		401,000	
TITLUL X Proiecte cu finantare din fonduri externe nerambursabile aferente cadrului financiar 2014-2020 (cod 58.01 la 58.05+58.11+58.12+58.15+58.16+58.30)	58		300,000	300,000		300,000	300,000		300,000	
Programe Instrumentul European de Vecinatate (ENI) (cod 58.12.01 la 58.12.03)	5812		300,000	300,000		300,000	300,000		300,000	
Finantarea nationala	581201		300,000	45,000		45,000	45,000		45,000	
Finantarea externa nerambursabila	581202			255,000		255,000	255,000		255,000	
CHELTUIELI DE CAPITAL ((cod 71+72+75)	70		2,742,000	101,000	43,000	101,000	101,000		101,000	

A	B	1	2	3	4	5	6	7	8=6-7	9
TITLUL XIII ACTIVE NEFINANCIARE (cod 71.01 + 71.03)	71		2,742,000	101,000	43,000	101,000	101,000		101,000	
Active fixe (cod 71.01.01 la 71.01.03+71.01.30)	7101		2,742,000	101,000	43,000	101,000	101,000		101,000	
Alte active fixe	710130		2,742,000	101,000	43,000	101,000	101,000		101,000	
A. CHELTUIELILE CURENTE (10+20+30+40+50+51+55+56+58+57+59)	01		300,000	18,065,000	9,555,000	18,065,000	18,065,000	9,346,835	8,718,165	10,569,668


*) Se inscriu denumirea si simbolul capitolului din bugetul aprobat detaliate pe titluri , articole, alineate, pe structura clasificatiei economice

(bugetele locale, bugetul creditelor externe, bugetul creditelor interne, bugetul fondurilor externe nerambursabile - sursa D, institutii finantate integral sau partial din venituri proprii/activitati finantate integral din veniturii proprii)

NOTA: Sumele inscrise in col. 6 "Plati efectuate" cu semnul minus la Titlul 85, art. 85.01 "Plati efectuate din precedenti si recuperate in anul curent", se inscriu si pe col. 4 "Angajamente bugetare" si col. 5 "Angajamente legale" la acelasi cod tot cu semnul minus , astfel incat in col. 7 "Angajamente legale de platit" sa nu fie raportate sume.

Conducatorul institutiei

CATALIN CHERECHES



**Conducatorul compartimentului
financiar-contabil**

CARMEN POP

CONTUL DE EXECUTIE AL INSTITUTIILOR PUBLICE - CHELTUIELI

la data de 31.03.2019

Cod 21 Capitol 8402

Subcapitol

-lei-

DENUMIREA INDICATORILOR*)	Cod indicator	Credite de angajament		Credite bugetare		Angajamente bugetare	Angajamente legale	Plati efectuate	Angajamente legale de platit	Cheltuieli efective
		Initiale	Definitive	Initiale	Definitive					
A	B	1	2	3	4	5	6	7	8=6-7	9
TOTAL CHELTUIELI(SECTIUNEA DE FUNCTIONARE+SECTIUNEA DE DEZVOLTARE)			186,903,900	139,456,000	31,099,000	139,644,000	139,644,000	23,762,401	115,881,599	8,814,457
SECTIUNEA DE FUNCTIONARE (cod 01+79+85)	F			36,222,000	25,879,000	36,222,000	36,222,000	18,674,906	17,547,094	6,524,734
CHELTUIELI CURENTE (10+20+30+40+50+51SF+55SF+57+59)	01F			31,611,000	24,696,000	31,611,000	31,611,000	17,492,493	14,118,507	6,524,734
TITLUL II BUNURI SI SERVICII (cod 20.01 la 20.06+20.09 la 20.16+20.18 la 20.25+20.27+20.30)	20			22,611,000	18,381,000	22,611,000	22,611,000	13,611,245	8,999,755	2,999,971
Bunuri si servicii (cod 20.01.01 la 20.01.09+20.01.30)	2001			20,000		20,000	20,000		20,000	
Furnituri de birou	200101			20,000		20,000	20,000		20,000	
Reparatii curente	2002			22,591,000	18,381,000	22,591,000	22,591,000	13,611,245	8,979,755	2,999,971
TITLUL IV SUBVENTII (cod 40.03+40.20+ 40.30)	40			9,000,000	6,315,000	9,000,000	9,000,000	3,881,248	5,118,752	3,524,763
Subventii pentru acoperirea diferentelor de pret si tarif	4003			9,000,000	6,315,000	9,000,000	9,000,000	3,881,248	5,118,752	3,524,763
OPERATIUNI FINANCIARE (cod 80+81)	79F			4,611,000	1,183,000	4,611,000	4,611,000	1,182,413	3,428,587	
TITLUL XVII RAMBURSARI DE CREDITE (cod 81.01+81.02)	81F			4,611,000	1,183,000	4,611,000	4,611,000	1,182,413	3,428,587	
Rambursari de credite interne (cod 81.02.01+81.02.02+ 81.02.05)	8102			4,611,000	1,183,000	4,611,000	4,611,000	1,182,413	3,428,587	
Rambursari de credite aferente datoriei publice interne locale	810205			4,611,000	1,183,000	4,611,000	4,611,000	1,182,413	3,428,587	
SECTIUNEA DE DEZVOLTARE (cod 51+55+56+58+70+81+85)	D		186,903,900	103,234,000	5,220,000	103,422,000	103,422,000	5,087,495	98,334,505	2,289,723
TITLUL X Proiecte cu finantare din fonduri externe nerambursabile aferente cadrului financiar 2014-2020 (cod 58.01 la 58.05+58.11+58.12+58.15+58.16+58.30)	58		114,349,000	91,048,000		91,048,000	91,048,000		91,048,000	

A	B	1	2	3	4	5	6	7	8=6-7	9
Programe din Fondul European de Dezvoltare Regionala (FEDR) (cod 58.01.01 la 58.01.03)	5801		114,349,000	91,048,000		91,048,000	91,048,000		91,048,000	
Finantarea nationala	580101		88,965,000	11,670,000		11,670,000	11,670,000		11,670,000	
Finantarea externa nerambursabila	580102		25,384,000	66,125,000		66,125,000	66,125,000		66,125,000	
Cheltuieli neeligibile	580103			13,253,000		13,253,000	13,253,000		13,253,000	
CHELTUIELI DE CAPITAL ((cod 71+72+75)	70		72,554,900	4,577,000	3,317,000	4,765,000	4,765,000	3,185,279	1,579,721	2,289,723
TITLUL XIII ACTIVE NEFINANCIARE (cod 71.01 + 71.03)	71		72,554,900	4,577,000	3,317,000	4,765,000	4,765,000	3,185,279	1,579,721	2,289,723
Active fixe (cod 71.01.01 la 71.01.03+71.01.30)	7101		39,429,900	3,972,000	3,177,000	4,160,000	4,160,000	3,045,547	1,114,453	2,289,723
Constructii	710101		2,300,000	2,102,000	2,290,000	2,290,000	2,290,000	2,280,434	9,566	2,280,434
Masini, echipamente si mijloace de transport	710102									6,830
Alte active fixe	710130		37,129,900	1,870,000	887,000	1,870,000	1,870,000	765,113	1,104,887	2,459
Reparatii capitale aferente activelor fixe	7103		33,125,000	605,000	140,000	605,000	605,000	139,732	465,268	
OPERATIUNI FINANCIARE (cod 81)	79			7,609,000	1,903,000	7,609,000	7,609,000	1,902,216	5,706,784	
TITLUL XVII RAMBURSARI DE CREDITE (cod 81.04)	81			7,609,000	1,903,000	7,609,000	7,609,000	1,902,216	5,706,784	
Rambursarea imprumuturilor contractate pentru finantarea proiectelor cu finantare UE	8104			7,609,000	1,903,000	7,609,000	7,609,000	1,902,216	5,706,784	
TITLUL XVI RAMBURSARI DE CREDETE	81			12,220,000	3,086,000	12,220,000	12,220,000	3,084,629	9,135,371	
OPERATIUNI FINANCIARE (cod 81)	79			12,220,000	3,086,000	12,220,000	12,220,000	3,084,629	9,135,371	
A. CHELTUIELILE CURENTE (10+20+30+40+50+51+55+56+58+57+59)	01		114,349,000	122,659,000	24,696,000	122,659,000	122,659,000	17,492,493	105,166,507	6,524,734

*) Se inscriu denumirea si simbolul capitolelor din bugetul aprobat detaliate pe titluri , articole, alineate, pe structura clasificatiei economice

(bugetele locale, bugetul creditelor externe, bugetul creditelor interne, bugetul fondurilor externe nerambursabile - sursa D, institutii finantate integral sau partial din venituri proprii/activitati finantate integral din veniturii proprii)

NOTA: Sumele inscrise in col. 6 "Plati efectuate" cu semnul minus la Titlul 85, art. 85.01 "Plati efectuate din precedenti si recuperate in anul curent", se inscriu si pe col. 4 "Angajamente bugetare" si col. 5 "Angajamente legale" la acelasi cod tot cu semnul minus astfel incat in col. 7 "Angajamente legale de platit" sa nu fie raportate sume.

Conducatorul institutiei

CATALIN CHEREBES



Conducatorul compartimentului

financiar-contabil

CARMEN POP